




MobFinance US Edition for BlackBerry

IMOBLIFE-EXPEDITE MOBILE LIFE



User Guide

IMOBLIFE Ltd
Home: <http://www.imoblife.com>
Email: support@imoblife.com



Table of Content

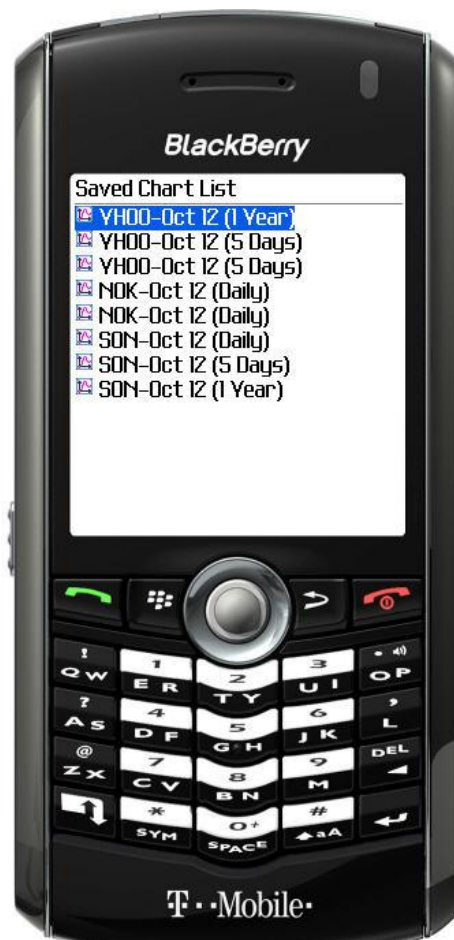
Introduction	3
Main Features	4
Minimum Requirements.....	4
Demo Version	5
Getting Started.....	5
Installing MobFinance	5
With Application Loader.....	5
Over the Air (OTA)	7
Running MobFinance.....	7
Main Window.....	7
Select Exchange.....	7
My Portfolios Update & Management.....	8
Quick Portfolio Summary & Profit Tracker.....	9
Integrated Finance News.....	11
Real-time Quote Search & Save.....	12
Real-time Quote Headlines View.....	12
Real-time Chart View & Save.....	13
Quote & Chart Info for Offline View.....	14
Settings for Language and WAP Proxy.....	16



Introduction

MobFinance is a powerful instant stock tracking program that enables an investor to monitor portfolios from 10 US markets by retrieving stock quotes and live charts directly to his mobile phone. It offers a broad range of trade information about stocks, mutual funds, and derivatives from major markets including NYSE, NASDAQ, OTC Bulletin Board Market, etc. With MobFinance, an investor can monitor his entire portfolio by retrieving stock quotes and live charts showing intraday, weekly and 12 month graphs, as well as today's headlines through Internet directly to your mobile phone anywhere at any time. Its data charts also enable an investor to observe the price trend and capture momentum. WAP proxy is fully supported and five different languages support meets the needs of multi-national investors.

MobFinance makes instant finance information is at investors' hand.





Main Features

- Instant symbol lookup (10 minutes delay)
- Comprehensive quotes for stocks, mutual funds, futures, ETFs
- traded on 10 major US exchanges, including American Stock Exchange, NASDAQ Stock Exchange, New York Stock Exchange, Chicago Board of Trade, Chicago Mercantile Exchange, New York Board of Trade, New York Commodities Exchange, New York Mercantile Exchange, OTC Bulletin Board Market, and Pink Sheets
- Integration of iMobLife's RssNews!(Mobile Rss Reader) that enables investors to manage & browse latest market news feeds
- Efficient portfolio management options (Self-defined Categories, Quick Portfolio Summary, Watch List, etc.)
- Smart Portfolio Manager & Profit Tracker, Stock Shares & Market Value Management/Auto-calculation
- Enhanced portfolio management that links each stock to a specific exchange and allows to update all portfolios with one click
- Intuitive and super easy-to-use interface for non-professional mobile users
- Live stock details including Last Trade, Trade Time, Daily Change, Day's Range, 52wk Range, Volume Market Cap, EPS, Div & Yield and more...
- Live stock charts for Daily / Weekly / Yearly time ranges
- Save a full range of quote information and live charts into local storage for offline review and analysis
- Latest headline news related to each specific stock & Open original headline news links in your handset's default web browser
- Automatically adjusting displaying resolution for charts that fits in the screen of mobile phones
- Adjustable displaying format of portfolio according to your preference
- Full WAP proxy support
- Multiple Languages -English^{🇺🇸}, German^{🇩🇪}, Italian^{🇮🇹}, Spanish^{🇪🇸}, French^{🇫🇷}
- Compressed data transferring support which saves up to 80% of network usage
- Symbian & Blackberry Support

Minimum Requirements

Before you install and run MobFinance, please make sure your BlackBerry device meets all of the following requirements:

- BlackBerry OS 4.0 or later (OS 4.1 recommended.)
- Full Internet access available (see Internet Access for more details).

Demo Version

The Demo version has all the features of the Full version except for the following:

- Full function
- 30 times' usage limitation



Getting Started

The Frequently Asked Questions page for MobFinance may contain more recent information and trouble shooting tips, see <http://www.imoblife.com/FAQ.html>.

Installing MobFinance

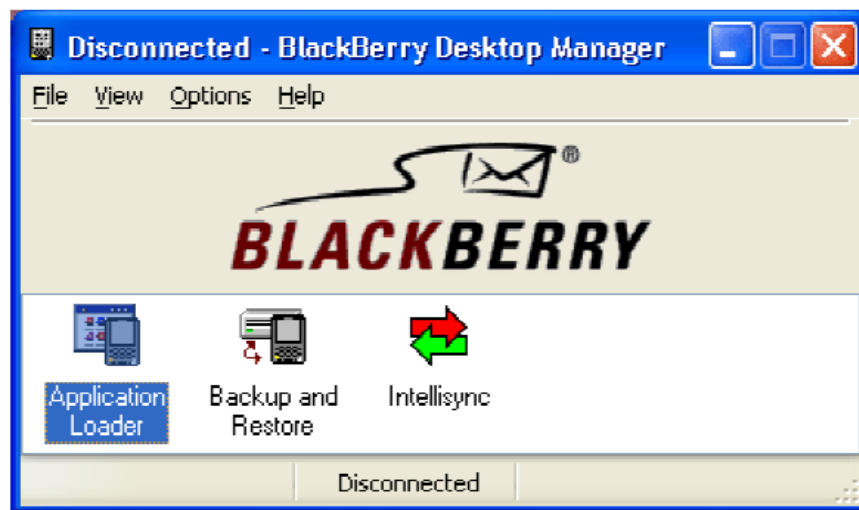
There are 2 easy ways to install MobFinance. If you received MobFinance software package, you can install it with BlackBerry Application Loader. The instructions regarding installing procedures can be found in BlackBerry User Guide. This will usually require a PC and a USB data cable (or Bluetooth) between the PC and your BlackBerry device.

Another alternative is to download and install MobFinance demo version from iMobLife's web server directly to your BlackBerry device. This method requires a functioning BlackBerry Browser running on your device. Note that some service providers (e.g. Rogers) intentionally disable this feature. Please check with your service provider if you are not sure.

With Application Loader

The procedures to install MobFinance with Application Loader are:

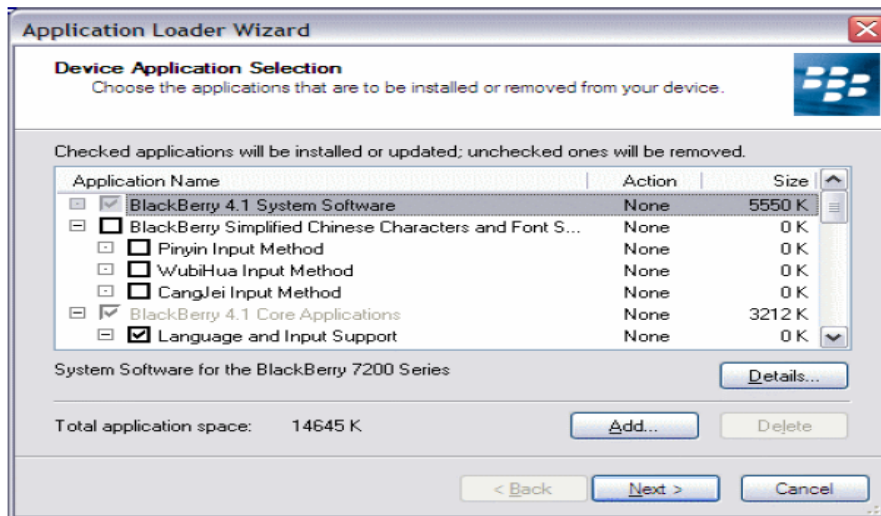
- Start BlackBerry Desktop Manager.



- Connect your BlackBerry device to your PC or laptop. This is usually done by connecting USB cable or through Bluetooth (if supported.)
- Select “Application Loader”.



- Select "Next >".



- Select "Add...", Find and open the "mobfinance.alx" file.
- Select "Next >".
- Select "Finish" to complete the installation.

Over the Air (OTA)

The procedures to install MobFinance over the air (OTA) are:

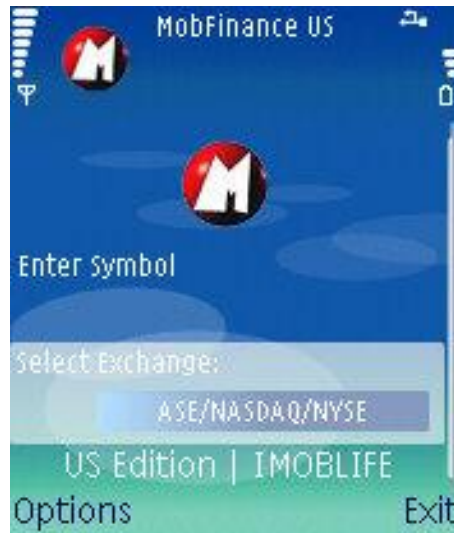
- Start up BlackBerry Browser.
- Enter the web address: <http://imoblife.com/mobfinance4bb/mobfinance.jad>
- Follow the instructions to download and install MobFinance demo version.



Running MobFinance

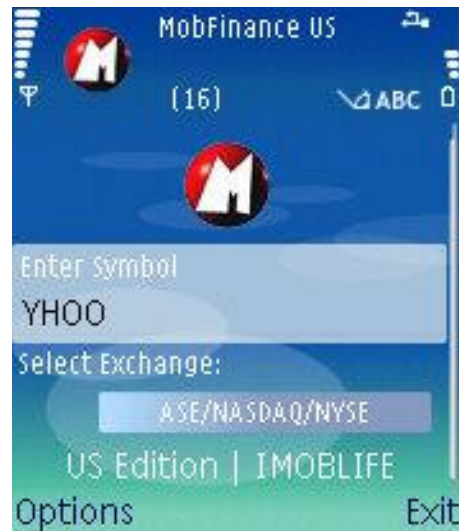
Select MobFinance icon in the main menu to start MobFinance.

Main Window



Select Exchange

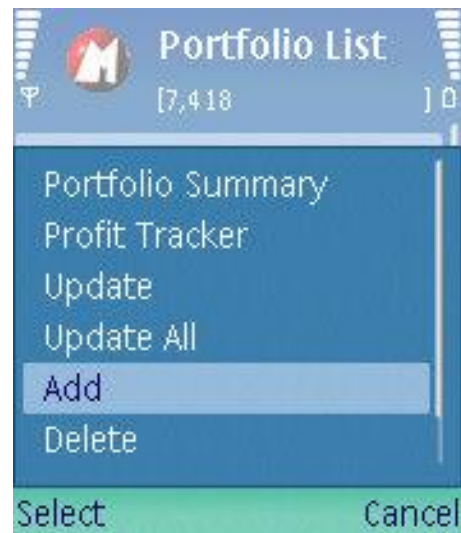
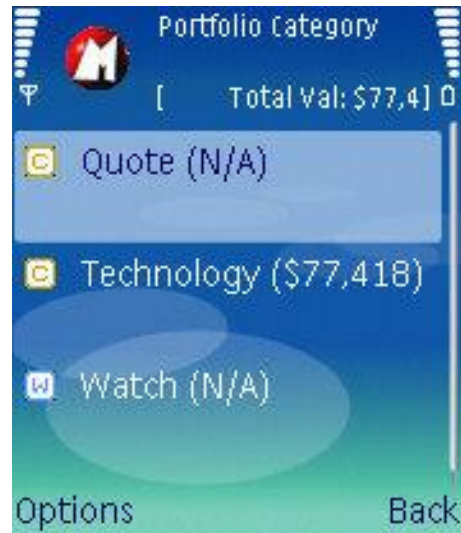
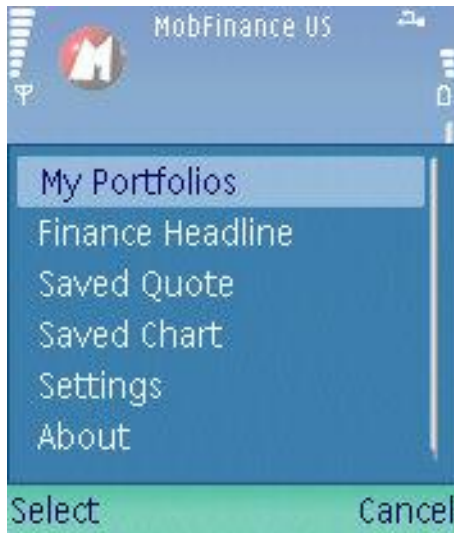
By entering "Select Exchange" menu in the main menu, you can choose your favorite market among 10 major US exchanges, including American Stock Exchange, NASDAQ Stock Exchange, New York Stock Exchange, Chicago Board of Trade, Chicago Mercantile Exchange, New York Board of Trade, New York Commodities Exchange, New York Mercantile Exchange, OTC Bulletin Board Market, and Pink Sheets.





My Portfolios Update & Management

By selecting "My Portfolios" command in the main menu, you will enter the portfolio window. Here you can add, delete, and update your portfolios categories, symbols and shares at any time. By simply clicking on the "Update" or "Update All" command, a real-time quote details will be retrieved and sent directly to your phone's screen. The last category is "Watch" category, which is auto-generated by MobFinance. You can put your favorite symbols into it. MobFinance will not calculate the market value for "Watch" category.





Add Symbol
[20]

Enter symbol:

Select Exchange:
ASE/NASDAQ/NYSE

Purchased price:
0

Purchased shares:

Save Back

Portfolios List
[]

- YHOO (N/A, N/A, Shrs:0, MV:N/A)
- NOK (N/A, N/A, Shrs:0, MV:N/A)
- MOT (N/A, N/A, Shrs:500, MV:N/A)

Options Back

Portfolios List
[category v]

- Quote Detail
- Update
- Update All
- Add
- Delete
- Edit Shares

Select Cancel

Portfolios List
[category Val: \$16,678]

- YHOO (\$24.84, 0.00, Shrs:200, MV:\$4,968)
- NOK (\$28.55, 0.00, Shrs:100, MV:\$2,855)
- MOT (\$17.71, 0.00, Shrs:500, MV:\$8,855)

Options Back

Portfolio List
[category Val: \$7]

- Profit Tracker
- Update
- Update All
- Add
- Delete
- Quote Detail

Select Cancel

Quote Detail
[ry for MOTOROLA INC]

- Symbol: MOT
- Exchange: ASE/NASD...
- Shares: 500
- Mrkt Vals: \$8,855
-
- Last Trade: \$17.71

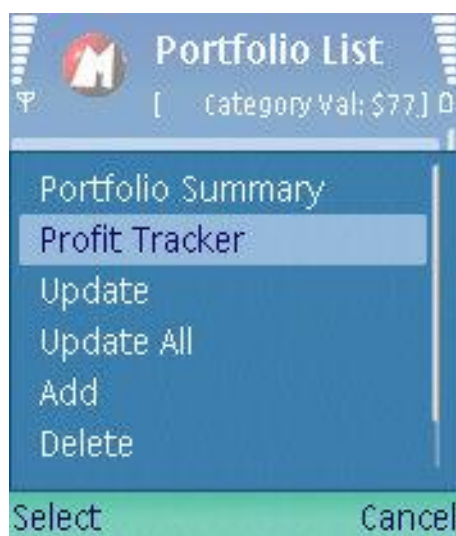
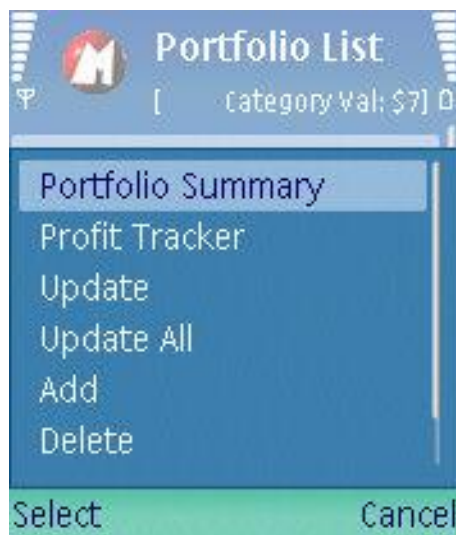
Options Back



Quick Portfolio Summary & Profit Tracker

In the portfolio window, you can take a quick view of the portfolio summary by clicking “Portfolio Summary” command. The detailed information for the selected category will jump out onto your screen, including Category Name, Stocks held, Portfolio Market Value, and Portfolio Profit, etc.

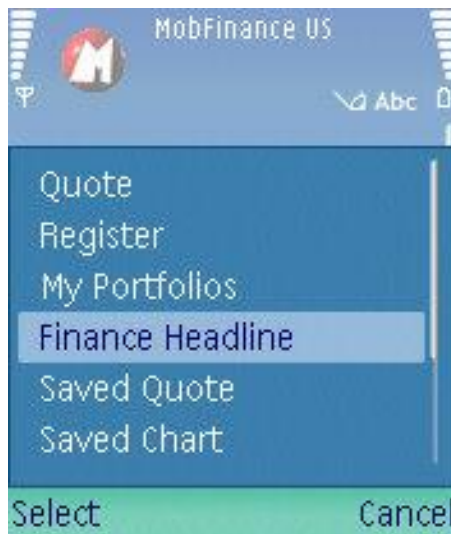
You can also click “Portfolio Manager” command to manage each portfolio efficiently. Here you can edit “Purchased Price”, “Purchased Shares”, and “Purchased date” for each portfolio. By clicking “Update” command, all changes will be updated immediately into the local database. Each portfolio’s current profit will be re-calculated at the same time.





Integrated Finance News


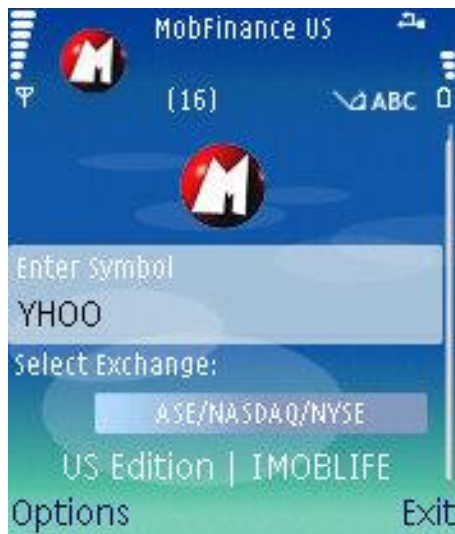
MobFinance has fully integrated iMobLife's Mobile RSS Reader (*RssNews!*) to enable an investor to browse latest market news. By selecting “Finance Headline” in the main menu, you can read the most up-to-date finance news through news sources like Business Week, Yahoo Finance, Reuters Business, etc. You can also add, edit and delete news feeds to customize your own news sources.





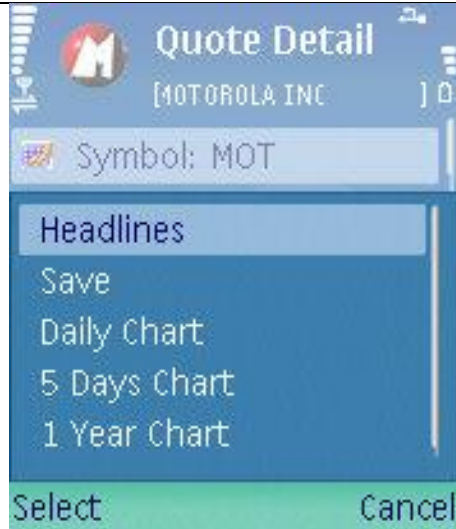
Real-time Quote Search & Save

You can input any symbols into the input field and select "Quote" command in the menu. MobFinance will retrieve the most up-to-date quote information and send it directly to your mobile phone. The detailed stock info are comprised of Last Trade, Trade Time, Change, Day's Range, 52wk Range, Volume Market Cap, EPS, Div & Yield and more... Anytime you find the quote is interesting to you, you can select "Save" to save the full detailed quote info into local store for a later offline review.



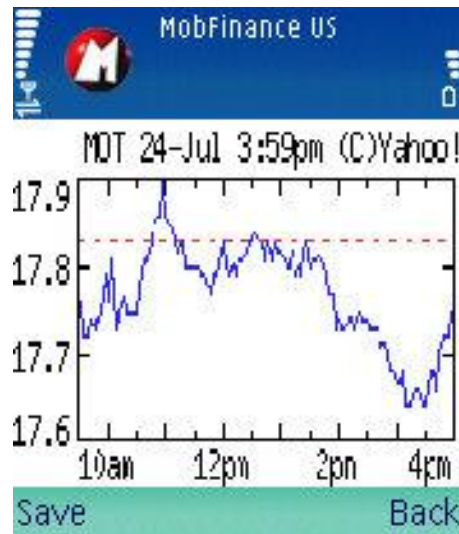
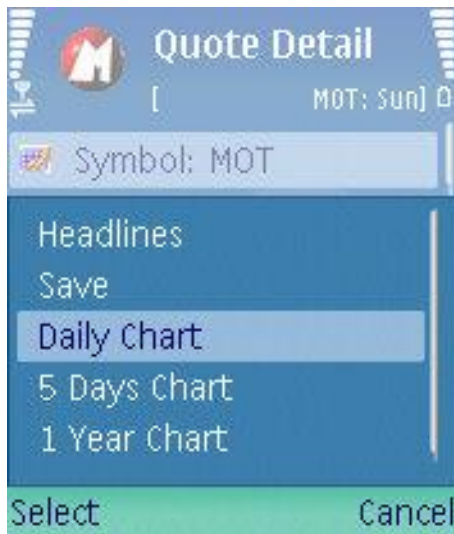
Real-time Quote Headlines View

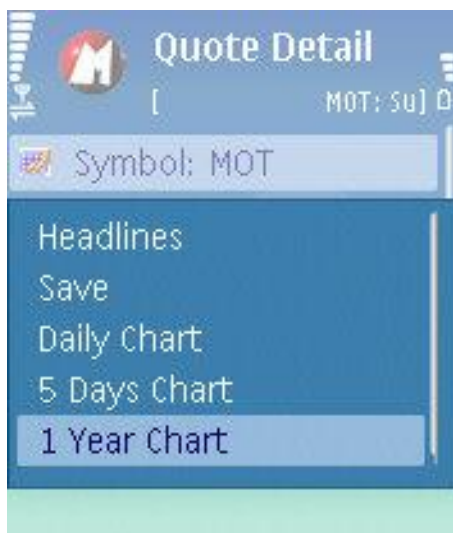
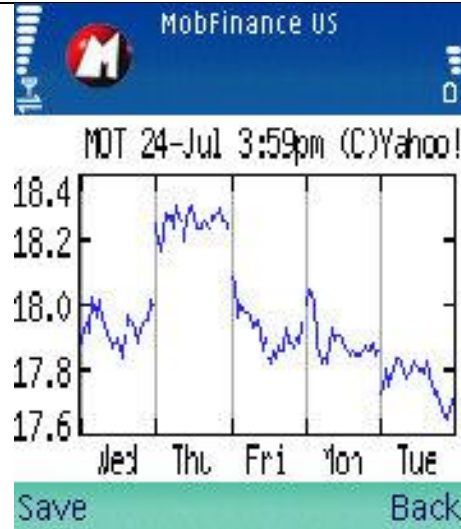
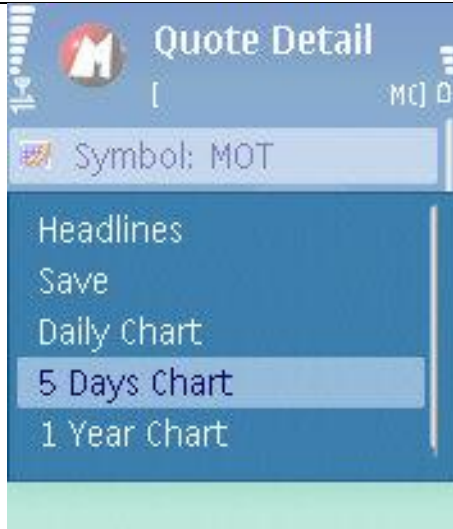
When you look into a quote's detailed info, you will probably want to have a look at the quote's most up-to-date headlines. Then all you have to do is to select "Headlines" command in the menu list, the related headlines for the symbol will be sent to your phone's screen in a few seconds. Anytime you find the headline news is interesting to you, you can select "Read" to open original headline news links in your handset's default web browser.



Real-time Chart View & Save

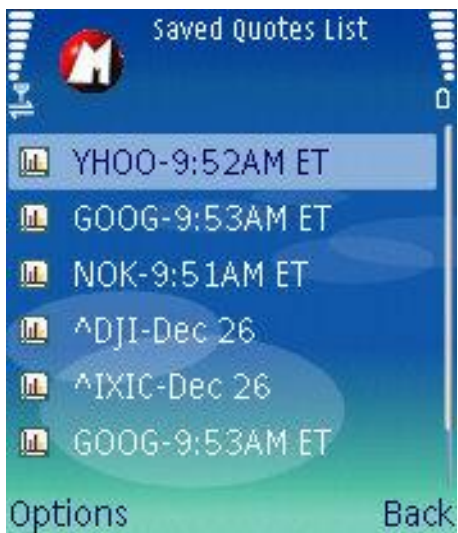
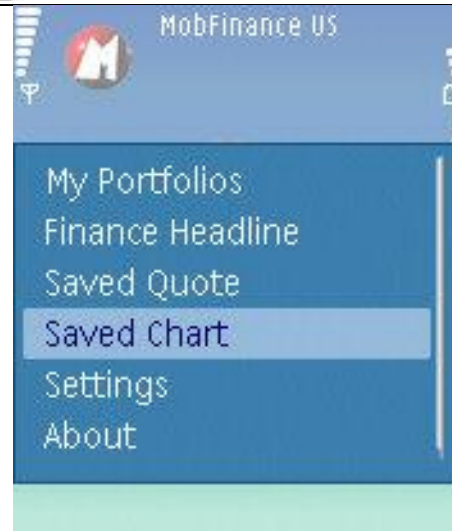
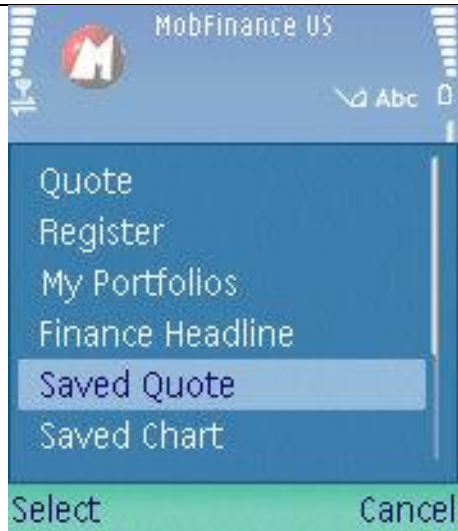
When you look into a quote's detailed info, you will probably want to have a look at the quote's intraday/weekly/yearly charts. Then all you have to do is to select "Daily Chart", "5 Days Chart" or "1 Year Chart", the related chart will be sent to your phone's screen in a few seconds. Anytime you find the chart is interesting to you, you can select "Save" to save the full chart into local store for a later offline review.





Quote & Chart Info for Offline View

By selecting "Saved Quote" and "Saved Chart" commands in the main menu, you can enter local quote store and chart store respectively. There you can have an offline review of your saved quotes or charts at any time.





Settings for Display, Language and WAP Proxy

By selecting "setting" command in the main menu, you can enter the settings window. Here you can select your preferred language and set your specific WAP proxy if there exists one. Currently five languages are supported by MobFinance. They are English, German, Italian, French and Spanish. You can also select to display portfolio lists and quote details in one line or two lines according to the screen size of your mobile phone.

